



Rabbit Project



Monthly Lesson Plan



March 2022

Upcoming Deadlines

- ✓ **April 1** – Rabbit Meat Does owned and ID on 4HOnline by April 1
- ✓ **May 1** – All rabbits owned and ID on 4HOnline by May 1
- ✓ ****Announcement**** – Adams County Fair will have a one day live 4-H rabbit show this year. Rabbits will arrive, show and be released on Friday Aug. 5th. Market rabbits selling will stay overnight for Jr. Livestock Sale Saturday Aug. 6th.




Project Progress

Suggest the following as things your members should work on or accomplish with their project this month. Follow up to see which they achieved:




1. **E Record Books:** Download the 2022 Livestock Record book for their age and complete the front page and Goals page
2. **Hands On:** Practice picking up and inspecting rabbits to get them used to being handled. See proper handling and inspection info Pg. 54 of Rabbit Resource Handbook.
3. **Knowledge:** Members should learn/review the breed of rabbit(s) they own including their ideal weights, and their group. See page 11 of Rabbit Resource Handbook.
4. **Other:** Review project requirements listed on the Project Tipsheets
5. **Other:** Update your calendar with 2022 Animal Project Dates



Opportunities


See 4-H Calendars for full details & more recently added events

- Watch Fourcast and calendar for upcoming opportunities.
- **March 17** – Virtual Record Book Workshop





Rabbit Project



March 2022

Attached Activities

Use these suggested activities at club project meetings to increase member knowledge and keep members engaged in their project.

Group: Fly Swatter Game - Rabbit Breed Version

- This game is a fun way to help members commit information to memory such as the different rabbit breeds and their primary uses.

Individual: 4-H Rabbit Activity Page

- This activity page can be completed by rabbit members at home and will help to review/learn information and begin to plan for your upcoming 4-H year.



Fun Fact

The current world record biggest rabbit is a Flemish Giant that weighs 49 pounds and is over 4 feet long.



Timely Tips to Share

Brushing your rabbits daily when they are molting will promote a new coat within 4-6 weeks. It will also reduce the amount of hair your rabbit may ingest reducing the risk of intestine blockages.



Resources



- The following & more can be found on the ADCO 4-H Rabbit Project Webpage: <https://adams.extension.colostate.edu/4-h-youth/4-h-rabbit-project/>
 - 2022 Animal Project Save the Dates
 - Rabbit Resource Handbook (Ohio State)
 - E Record Books
 - Fourcast Newsletter Signup
 - Project Tipsheets



4-H Agent - [Kenzie Kimmel](#)
303-637-8109 / kkimmel@adcogov.org



4-H Rabbit Superintendents -
[Rosie Scanlon](#) - rockysbest@aol.com
[Rita Lipke](#) - 970-380-0271



ADAMS COUNTY
COLORADO STATE UNIVERSITY
EXTENSION

Activity: Fly Swatter Knowledge Game
Rabbit Breeds Version

Lesson:

First, use the Rabbit Resource Handbook or Standard of Perfection to discuss and view the different breeds with your members. Help your members determine which breed they own. The leader will then paste printed images and words to a wall and have members form two teams that line up single file facing the wall with images.

Hand the first member in each line a fly swatter. The members at the front of the line will race to the wall to swat their answer to the question the leader reads. The first member to swat the correct answer receives a point for their team and the fly swatter moves to the next team members in line. Leaders can require members to wait to race until saying "Go!" at the end of the question before racing to the wall to swat.

Supplies:

1. 2 Fly Swatters
2. Tape
3. Printed images of breeds and/or words related to breeds (attached)
4. List of questions (attached or make your own)

List of Questions: Breeds



a.



a.

3. Slap the image of the American Sable breed.



a.



a.



a.



a.



a.

9. Slap the image of the Cinnamon breed.



10. Slap the image of the Crème d'Argent breed.



a.



a.

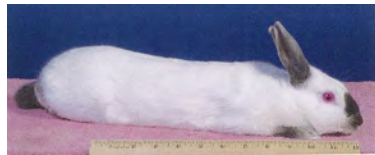


a.

14. Slap the image of the Flemish Giant breed.



15. Slap the image of the Himalayan breed.



16. Slap the image of the Hotot breed.



17. Slap the image of the Jersey Woolly breed.



18. Slap the image of the Lilac breed.



19. Slap the image of the English Lop breed.



20. Slap the image of the French Lop breed.



21. Slap the image of the Holland Lop breed.



22. Slap the image of the Mini Lop breed.



23. Slap the image of the New Zealand breed.



24. Slap the image of the Californian breed.



25. Slap the image of the Belgian Hare breed.



American

American

Fuzzy Lop

American
Sable

English
Angora

French
Angora

Champagne
d'Argent

Checked
Giant

American
Chinchilla

Cinnamon

Crème
d'Argent

Dutch



Dwarf Hotot

English Spot



Flemish Giant

Himalayan



Hotot

Jersey Woolly



Lilac

English Lop

French Lop

Holland Lop




Mini Lop

New Zealand

Californian


Belgian Hair






























4-H RABBIT ACTIVITY PAGE

Developed by **Samantha Bernard**, Extension Agent, Robertson County

Beginning

Your 4-H COMPANION ANIMAL—RABBIT Project

Responsibility is an important skill to have when you own a rabbit. You have to know about your rabbit and what it needs and then you have to be able to care for your pet. This 4-H project can help you. Some of the skills you can learn and activities you can do in this project are listed below. Check your favorites. Then, work with your 4-H leaders and parents to make a 4-H project plan of what you want to do and learn this year.



Life Skill
Responsibility



- Learn about the proper housing and equipment needed to be successful at raising rabbits.
- Interview a local rabbit breeder. Discuss daily care, sanitation, management and feed.
- Learn about the proper feed for rabbits.
- Adopt a rabbit if you do not already have one. Some criteria to think about are on this sheet.
- Determine the breed and gender of your rabbit.
- There are 45 rabbit breeds recognized. Find information on three breeds and write about them.
- Conduct a demonstration about rabbits at your local club meeting. (Don't bring a real rabbit!)
- List the major diseases, parasites and other medical problems that affect rabbits.
- Conduct a service project dealing with rabbits.
- Other _____



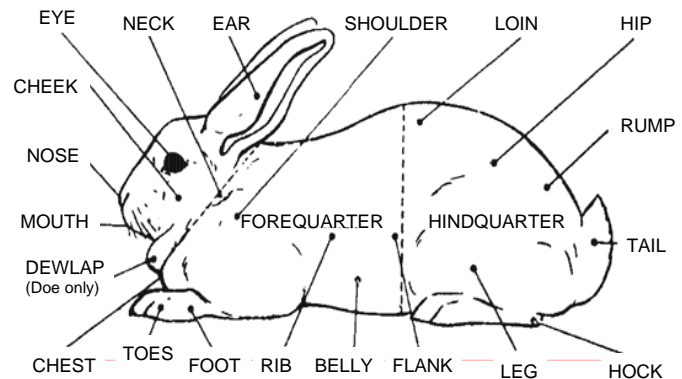
My Rabbit Story

Describe your rabbit! Use another sheet of paper to write about your rabbit, and attach it to this page. Things to write about: breed, gender, health, age, personality, training, type of food and exercise. Include a photo if you'd like. Share your story with others and keep it in your 4-H project folder.

Rabbit Selection Criteria

There are several things you need to consider when deciding which rabbit to get.

- **Use** – Will your rabbit be used for meat, fur, wool, breeding or just a pet?
- **Weight** - Do you want your rabbit to be small (2-6 lbs), medium (7-9 lbs), large (10-11lbs) or giant (over 11 lbs)?
- **Color** - What color rabbit do you want?
- **Price** - What kind of rabbit can you afford? What will you need to care for your rabbit?



Hare-raising Facts

- The largest rabbit breed is the Flemish Giant.
- A doe can have 6-8 kits, depending on the breed.
- A healthy, happy bunny can live from 8 to 14 years.
- A rabbit's teeth continuously grow throughout its life.
- Rabbits grow from a birth weight of 2-3 ounces to 4-5 pounds in eight weeks.
- A rabbit can hop faster than a person, cat or white-tailed deer can run.
- A rabbit is pregnant for 31 days.
- Rabbits can see almost all the way around themselves without turning their head.
- They can better tolerate cold than heat.
- They shed every three months. Every other time will be a light shedding.




4-H RABBIT ACTIVITY PAGE

Word Scramble

Unscramble these words about rabbits and use the numbered squares to discover the message below.

TIK	<input type="checkbox"/> <input type="checkbox"/> <input type="checkbox"/> 13
DIENLK	<input type="checkbox"/> <input type="checkbox"/> <input type="checkbox"/> <input type="checkbox"/> <input type="checkbox"/> 12
OED	<input type="checkbox"/> <input type="checkbox"/> <input type="checkbox"/> 10
CUBK	<input type="checkbox"/> <input type="checkbox"/> <input type="checkbox"/> 3
BYUNN	<input type="checkbox"/> <input type="checkbox"/> <input type="checkbox"/> <input type="checkbox"/> 4
TIXSNNOGBE	<input type="checkbox"/> <input type="checkbox"/> <input type="checkbox"/> <input type="checkbox"/> <input type="checkbox"/> <input type="checkbox"/> <input type="checkbox"/> 15 8 5 9
WOLO	<input type="checkbox"/> <input type="checkbox"/> <input type="checkbox"/> 14
MATE	<input type="checkbox"/> <input type="checkbox"/> <input type="checkbox"/> 1
TEP	<input type="checkbox"/> <input type="checkbox"/> <input type="checkbox"/> 6
RUF	<input type="checkbox"/> <input type="checkbox"/> <input type="checkbox"/> 2
RETILT	<input type="checkbox"/> <input type="checkbox"/> <input type="checkbox"/> <input type="checkbox"/> <input type="checkbox"/> 7 11



<input type="checkbox"/>	<input type="checkbox"/> <input type="checkbox"/> <input type="checkbox"/> <input type="checkbox"/> <input type="checkbox"/> <input type="checkbox"/>	<input type="checkbox"/> <input type="checkbox"/>	<input type="checkbox"/> <input type="checkbox"/> <input type="checkbox"/> <input type="checkbox"/> <input type="checkbox"/> <input type="checkbox"/>	<input type="checkbox"/> <input type="checkbox"/> <input type="checkbox"/> <input type="checkbox"/> <input type="checkbox"/> <input type="checkbox"/> <input type="checkbox"/> <input type="checkbox"/>
1	2 1 3 4 5 6	7 8	9 10 11 12	H 1 13 2 14 15 8 8

- Words to Use
- | | | |
|-------------|--------|-------|
| WOOL | KINDLE | BUNNY |
| PET | LITTER | BUCK |
| FUR | DOE | MEAT |
| NESTING BOX | KIT | |

Career Scavenger Hunt

By asking others, researching on the Internet, or reading a book or magazine—search for a job that uses companion animal skills and knowledge. Here's what you are looking for.

- Job Title _____
- Job Description _____

- Education Required _____

Service Ideas

- Take your rabbit to a nursing home and let the patients pet it. (Remember to check with the nursing home staff first!)
- Conduct an educational "show-and-tell" about rabbits for younger children.
- Care for someone else's rabbit.
- Build a wire cage or nesting box for someone who wants to start the rabbit project.

Demonstration Ideas

- ☆ Show how to correctly handle a rabbit.
- ☆ Demonstrate proper showmanship techniques at a rabbit show.
- ☆ Show how to build a rabbit cage or a nesting box.
- ☆ Demonstrate day-to-day care of a rabbit.
- ☆ Collect rabbit feed tags from three different companies. Compare the ingredients and give a talk on your findings.

Don't forget to submit your project report to your 4-H leader!



Additional Resources

Responsibility is part of being a good pet owner. This activity sheet has given you the opportunity to explore things to think about as you care for your rabbit. You've selected your rabbit, learned important facts and done other cool things. But this is just the beginning! Use the resources listed below to continue learning about rabbits.

- School & public libraries
- People who know and work with rabbits, such as veterinarians, rabbit breeders and pet shop owners
- 4-H project groups
- The 4-H companion animal Web page:

www.utextension.utk.edu/4h/projects/companimal.htm

For more ideas, contact your 4-H office.

Other 4-H Rabbit Activities
4-H demonstrations
4-H exhibits
Pet show at the fair
4-H rabbit shows



Reviewed by Nancy Zagaya, Clinical Specialist, and members of the state 4-H Youth Development staff
Edited by Lori Jean Mantooth, Extension Assistant, and Wanda Russell, Publications Editor